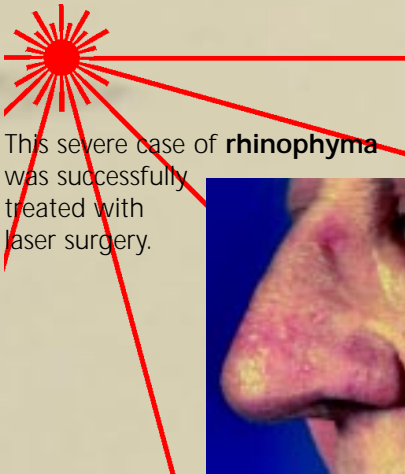



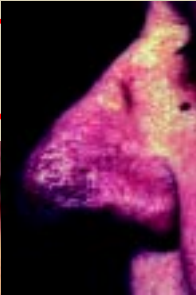


**Telangiectasia**  
before laser  
treatment.

Excellent  
aesthetic results  
are obtained  
after laser  
treatment.

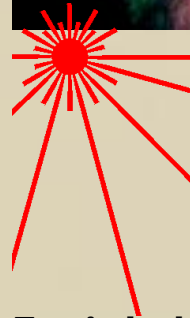
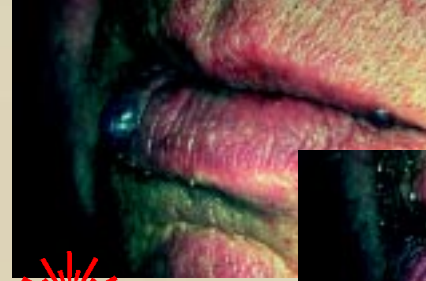


This severe case of **rhinophyma**  
was successfully  
treated with  
laser surgery.



**MedArt®**  
uni-laser™ systems  
Medical Art based on scientific research

**Venous lake**  
A common condition among elderly people.



## Facial skin resurfacing

Laser facial skin resurfacing (removing wrinkles) is becoming an established procedure. With a special laser scanning device, the surgeon is able to „peel off“ the skin surface and renew the elasticity of the skin.



*Illu. via Dr. Gelbert, Belgium*

For more information please contact:



Published by:  
Asah Medico A/S, Valseholmen 11-13, DK 2650 Hvidovre, Denmark

© Asah Medico A/S, 05.99

**LASER TREATMENT**  
What can it do for you?



Using modern laser technique, skin problems such as warts can now be removed in a few sessions and with less pain than by traditional methods.

Patient information

**ASAH  
MEDICO**

## Laser surgery with Uni-laser™ equipment

The developments within laser technology have now made it possible to perform dermatological and small surgical procedures with greater precision than before.

It is no longer necessary to cut and burn in order to achieve the desired results. Heating of the target tissue is sufficient. Laser surgery has made it possible to offer you a considerably better cosmetic result than with traditional surgery, cryotherapy and electric/high-frequency surgery.

## How does laser surgery work

The word LASER is an acronym of Light Amplification by Stimulated Emission of Radiation.

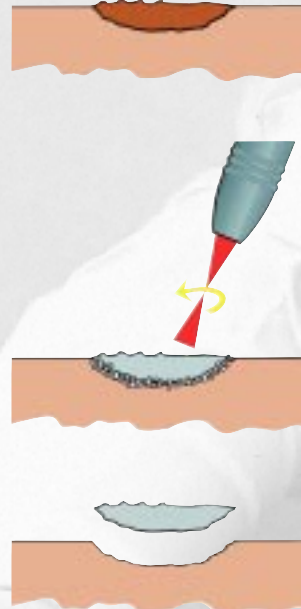
Laser is highly concentrated particles of light (photons) aligned and arranged in an organized pattern. When this highly concentrated energy is focused in a small spot, it generates a considerable amount of heat. This heat is absorbed by the cells whereby they lose their moisture and are destroyed. Nearby cells remain unharmed. This makes the laser an ideal surgical tool.

## Laser surgery - the easy way

You have for instance a mole, birthmark or similar lesion that you would like to have removed. Normally this would require removing the lesion with a knife, leaving a wound the size of the lesion and exposing your skin to possible scarring and infection. Using modern laser technology, this need not be.

Your lesion is carefully heated with the laserbeam, coagulating the tissue. The lesion turns grey and only the underlying tissue is affected.

Within a few days the treated area will exfoliate with no wound or bleeding, leaving your skin in good condition.



## The advantages of laser surgery

The laser can often be used instead of conventional surgical instruments because of its distinct advantages.

### ✓ Less Painful

Treatment is generally less painful.

### ✓ Less Invasive

Most procedures can be done with local anaesthesia and on an outpatient basis.

### ✓ Shorter Recovery Time

There is usually less bleeding, scarring and swelling; and due to the sterility of the procedure, healing often takes less time.

### ✓ Less Time Consuming

Since laser surgery is very accurate and can be performed with the smallest incisions, operating time is often reduced to 2-10 minutes. Furthermore, only treatments of larger areas require check-up at the doctor.

### ✓ Sterile

Heat from the laser sterilises the site, reducing the risk of infection.



## Examples of laser applications

Laser surgery is used in dermatology and plastic surgery due to its success in treating:

- Birthmarks and moles
- Strawberry marks
- Spider veins
- Rhinophyma (swollen nose)
- Warts
- Superficial tumours
- Wrinkles
- Telangiectasia and phlebectasia
- Leg vein removal
- Hair removal